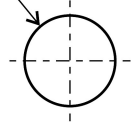


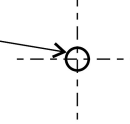
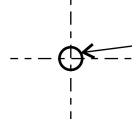
# VM1200 SERIES MAGLOCK INSTALLATION TEMPLATE

NOT TO SCALE - NOT FOR REPRODUCTION

DRILL 1/2" DIA. HOLE [12MM]  
FOR ELECTRICAL  
WIRING



DRILL 2 X 9/64" DIA. HOLES [3.5mm] TO FIX  
THE MOUNTING PLATE TO THE HEADER



PLACE AGAINST FRAME HEADER

FOLD LINE

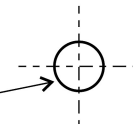
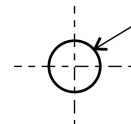
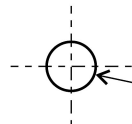
REF. DIMENSION 10.7" [272mm]

PLACE AGAINST DOOR

DRILL THROUGH HOLE  
(SEE SIZE BELOW)

NOTE:  
THIS HOLE IS NOT  
REQUIRED FOR VM1200  
MAGLOCK WITH DOOR SENSOR

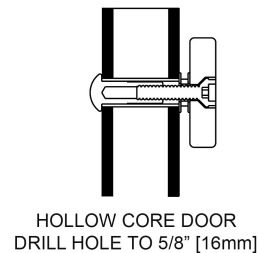
DRILL 2 X 9/32" DIA. HOLES [6.5mm], 15/32" [12mm] DEEP



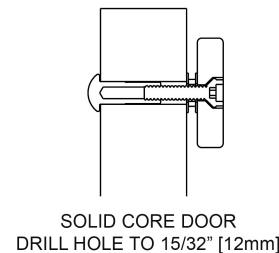
CUT ALONG THIS LINE

CUT ALONG THIS LINE

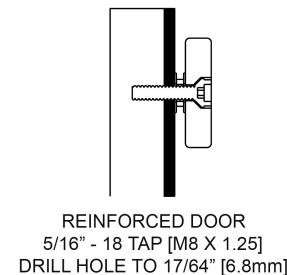
BUTT THIS LINE AGAINST DOOR JAMB  
FOR RH. OUTSWING DOOR



HOLLOW CORE DOOR  
DRILL HOLE TO 5/8" [16mm]



SOLID CORE DOOR  
DRILL HOLE TO 15/32" [12mm]



REINFORCED DOOR  
5/16" - 18 TAP [M8 X 1.25]  
DRILL HOLE TO 17/64" [6.8mm]

BUTT THIS LINE AGAINST DOOR JAMB  
FOR LH. OUTSWING DOOR